

# The Creative Curriculum for Preschool

Children's success as learners is the goal of Creative Curriculum. To achieve this, teachers:

- Foster children's social skills
- Promote thinking and investigation
- Inspire their confidence as learners

The Creative Curriculum defines: what to teach, when to teach it, how to teach with intention, and why this way of teaching is most effective.

## 1. Theory and Research

Child development theory and scientific research are the foundation of the curriculum which translates this knowledge into practice.

## 2. How Children Develop and Learn

Curriculum describes how children develop and learn the predictable and individual aspects of growth and development.

## 3. The Learning Environment

Three aspects:

- I. Organize physical environment and create engaging Interest Areas
- II. Establish structure – daily schedule, routines, opportunities to work in Interest Areas, large & small group times and transitions
- III. How to create a Classroom Community so that children:
  - a. Experience positive relationships and
  - b. Learn social problem solving skills

## 4. What Children Learn

Using scientific research and state professional standards, identify knowledge, skills and concepts in literacy, math, science, social studies, the arts and technology

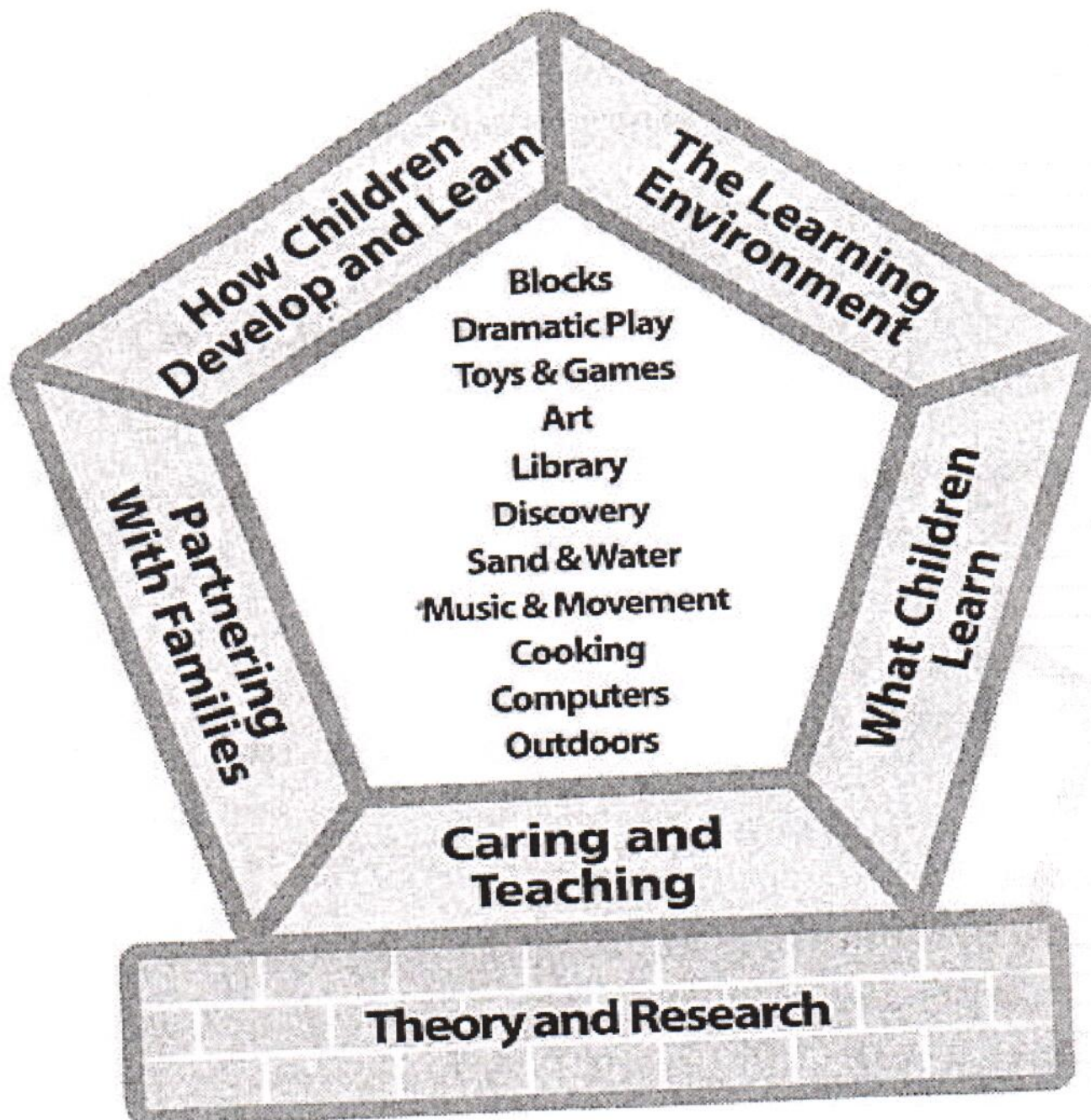
## 5. Teacher's Role (Caring and Teaching)

Central to children's success, teachers:

- Observe daily with TS GOLD Goals & Objectives in mind to help them to get to know each child well
- Coach, extend, demonstrate, give information in many different settings to meet individual and group needs
- Plan studies to integrate content learning of interest to children
- Use the assessment system to evaluate, summarize, and communicate children's progress
- Individualize instruction based on what they learned.

## 6. Partnering with Families

Teachers support the Family's role by building respectful partnerships.



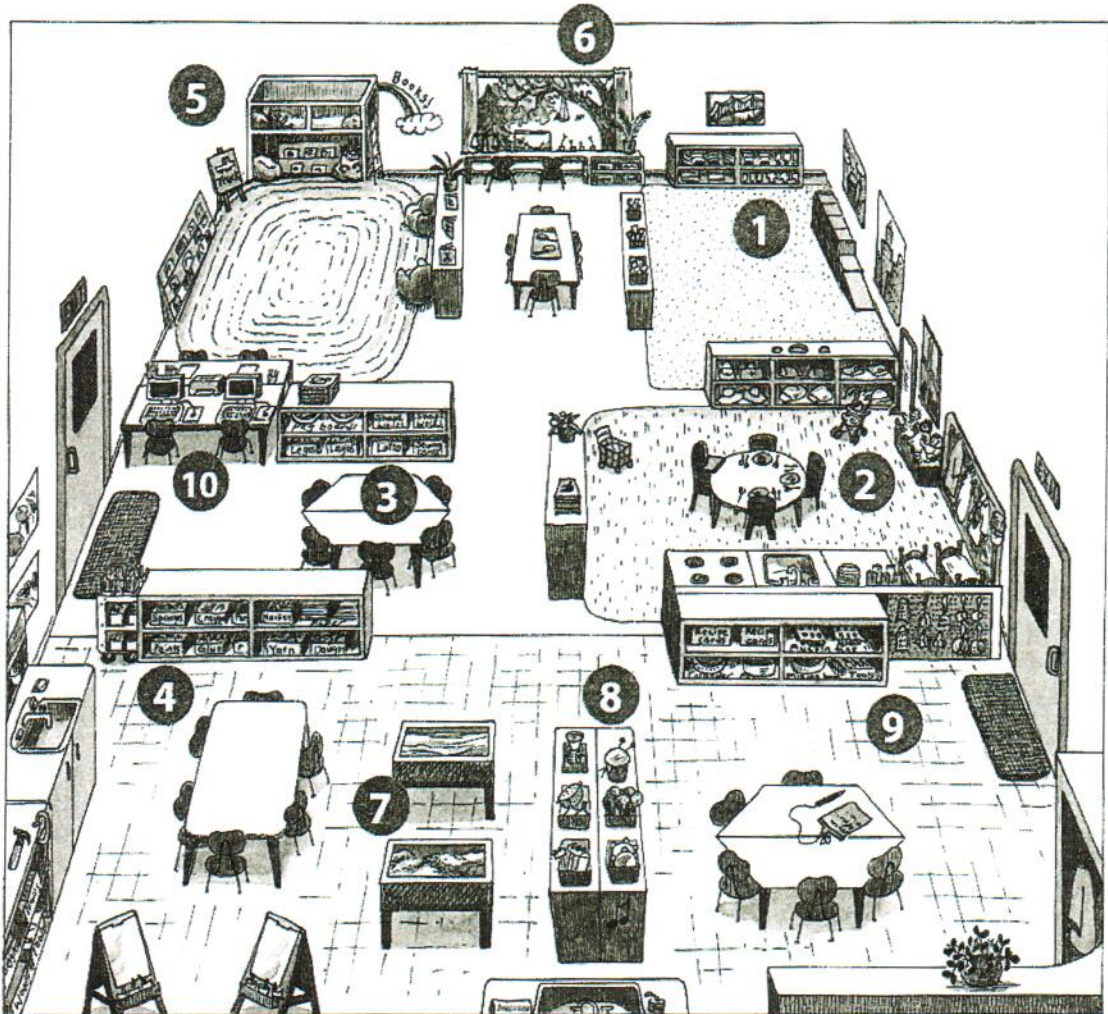
## A Day in the Life of the Creative Curriculum Preschool Classroom

Teachers intentionally plan learning experiences throughout the day, keeping the goals and objectives in mind. They individualize learning based on their observations of the diverse strengths and learning needs of children.

- Planning and preparation
- Arrival
- Group meeting
- Choice time (1 hour or more)  
Teachers support children's learning. They observe, ask open-ended questions, make suggestions that extend children's play and learning, and encourage investigation.
- Small Group (during Choice Time)
- Snack
- Read Aloud
- Outdoors
- Lunch
- Rest Time (planning)
- Afternoon (learning continues)
  - Outdoor
  - Small groups
  - Choice time
  - Story time
- Closing & Departure
  - Group meeting


The Creative Curriculum teacher uses every part of the day as an opportunity for learning.

Interest Areas



- 1. Blocks
- 2. Dramatic Play
- 3. Toys and Games
- 4. Art
- 5. Library
- 6. Discovery
- 7. Sand and Water
- 8. Music and Movement
- 9. Cooking
- 10. Computers

# The Creative Curriculum® for Preschool, 5<sup>th</sup> Edition



## I. Creative Curriculum Learning Environment

### 1. Physical environment

#### 11 Interest Areas

- a. Blocks
- b. Dramatic play (changes to reflect topics of study)
- c. Toys & Games
  - i. Self-correcting
  - ii. Open-ended
  - iii. Collectibles
  - iv. Cooperative Games
- d. Art
- e. Library
- f. Discovery (scientific investigations)
- g. Sand & Water
- h. Music & Movement
- i. Cooking (food experiences)
- j. Computer
- k. Outdoor (daily gross motor play)

Key idea: Storage space

### 2. Structure

#### Daily schedule

- a. Arrival
- b. Group meeting
- c. Choice time
- d. Small group time
- e. Transitions
- f. Outdoors
- g. Mealtime & Rest
- h. Afternoon
  - i. Outdoors; Interest Areas; Read Aloud; Music & Movement activity
- i. Closing & Departure

Key idea: Weekly Planning

### 3. Community

#### Creating community

- a. Respectful of each child
- b. Class rules
- c. Jobs

Key idea: Community of learners

## II. *Intentional Teaching*

- Purposeful
- Meaningful
- Settings
- Teaching Strategies
  - Acknowledge & Describe
  - Coach
  - Extend
  - Demonstrate
  - Give information

Key idea: Teaching strategies

## III. **TS GOLD – The Creative Curriculum Assessment System**

Objectives for Development & Learning (handout)

- a. Collect Facts
  - i. Portfolios
- b. Analyze & Respond
- c. Evaluate
- d. Summarize, Plan & Communicate
  - i. Checkpoints

### TS GOLD Checkpoint Dates 2015-16

Period	Start Date	End Date
Fall	08/15/2015	10/29/2015
Winter	10/30/2015	02/14/2016
Spring	02/15/2016	05/31/2016

Teaching Strategies, Inc. <https://www.teachingstrategies.com/>